

Scaled data based on original data using  
LM-79-08 Approved Method: Electrical and Photometric Measurements of Solid-  
State Lighting Products

Test Report Prepared for  
Cooper Lighting Solutions  
(formerly Eaton)

Brand: McGRAW-EDISON

Report Number: P270166

Luminaire Tested: **GWC-AF-01-LED-E1-SLL-7027-600**

Issue Date: 3/3/2020

**Test Information**

Test Method: LM-79-08  
Report Number: P270166  
TEST IS SCALED FROM IESNA LM-79-08 TEST DATA (P24296)  
Test Lab: INNOVATION CENTER P2  
Issue Date: 3/3/2020  
Manufacturer: COOPER LIGHTING SOLUTIONS (FORMERLY EATON)  
Product Line: MCGRAW-EDISON  
Catalog Number: GWC-AF-01-LED-E1-SLL-7027-600  
Description: GALLEON WALL LUMINAIRE  
(1) 70 CRI, 2700K, 615mA LIGHTSQUARE WITH 16 LEDS EACH AND SPILL LIGHT ELIMINATOR LEFT OPTICS  
Light Source: -  
Ballast/Driver: ELECTRONIC DRIVER

**Summary**

Lumens per Lamp: N/A  
Luminaire Lumens: 3197.7 lumens  
Efficiency: N/A  
Efficacy: 94.0 lumens/watt  
Luminous Opening: Rectangular (W 0.5' x L: 0.5' x H: 0')  
IES Classification: Type IV - Short - Non-Cutoff  
BUG Rating: B1 - U0 - G1

Input Watts (W): 34  
Input Voltage (V): NR  
Input Current (Ain): NR  
Voltage Rise (V): NR  
Power Factor: NR  
Total Harmonic Distortion (THDi): NR  
Frequency (hertz): 60  
Stabilization Time: NR  
Operation Time: NR  
Ambient Temperature (°C): NR  
Test Distance: 25 FT

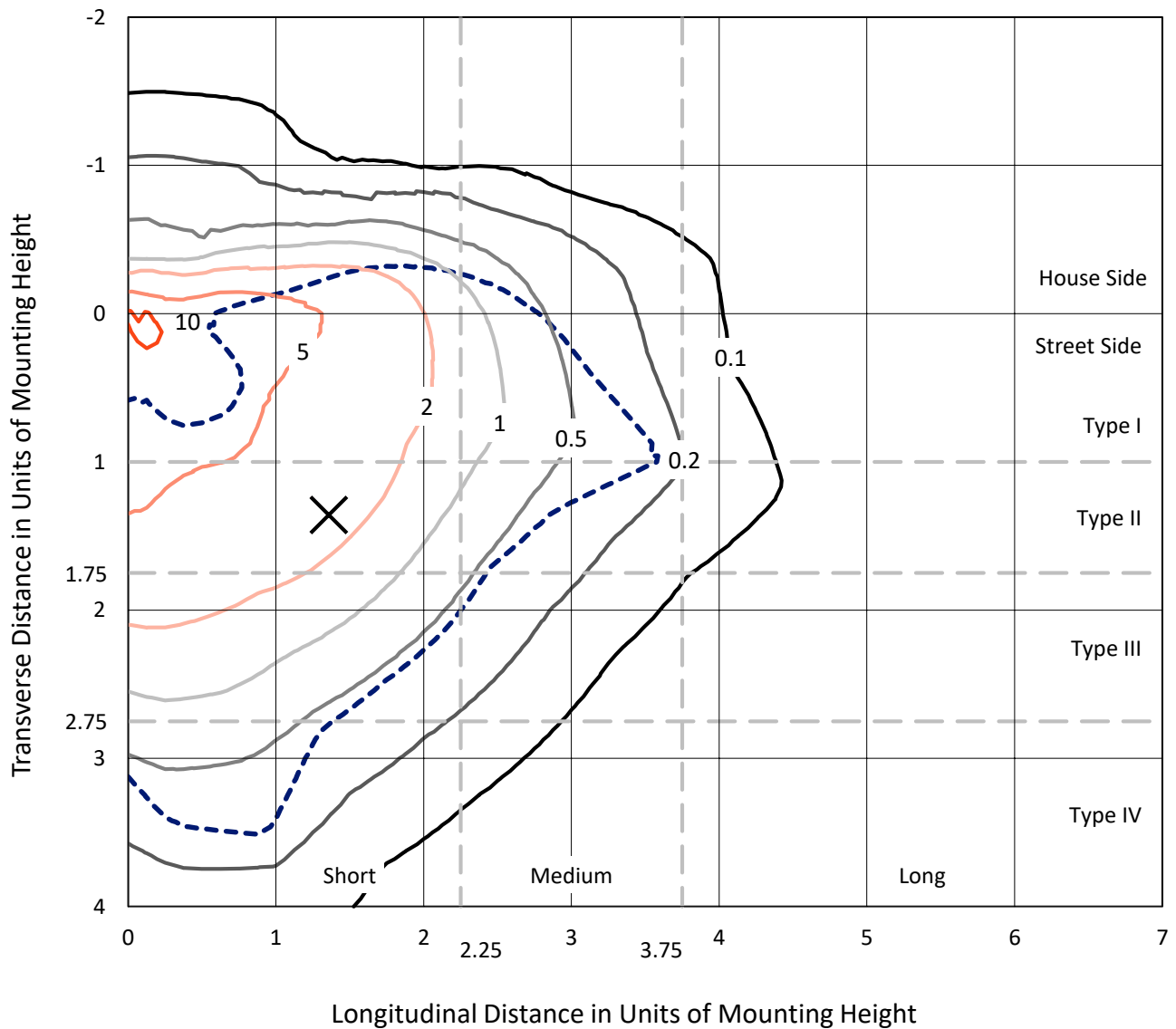


REPORT NUMBER: P270166

CATALOG NUMBER: GWC-AF-01-LED-E1-SLL-7027-600

### Iso-Footcandle Lines of Horizontal Illumination

✕ Max cd  
 - - - 1/2 Max cd

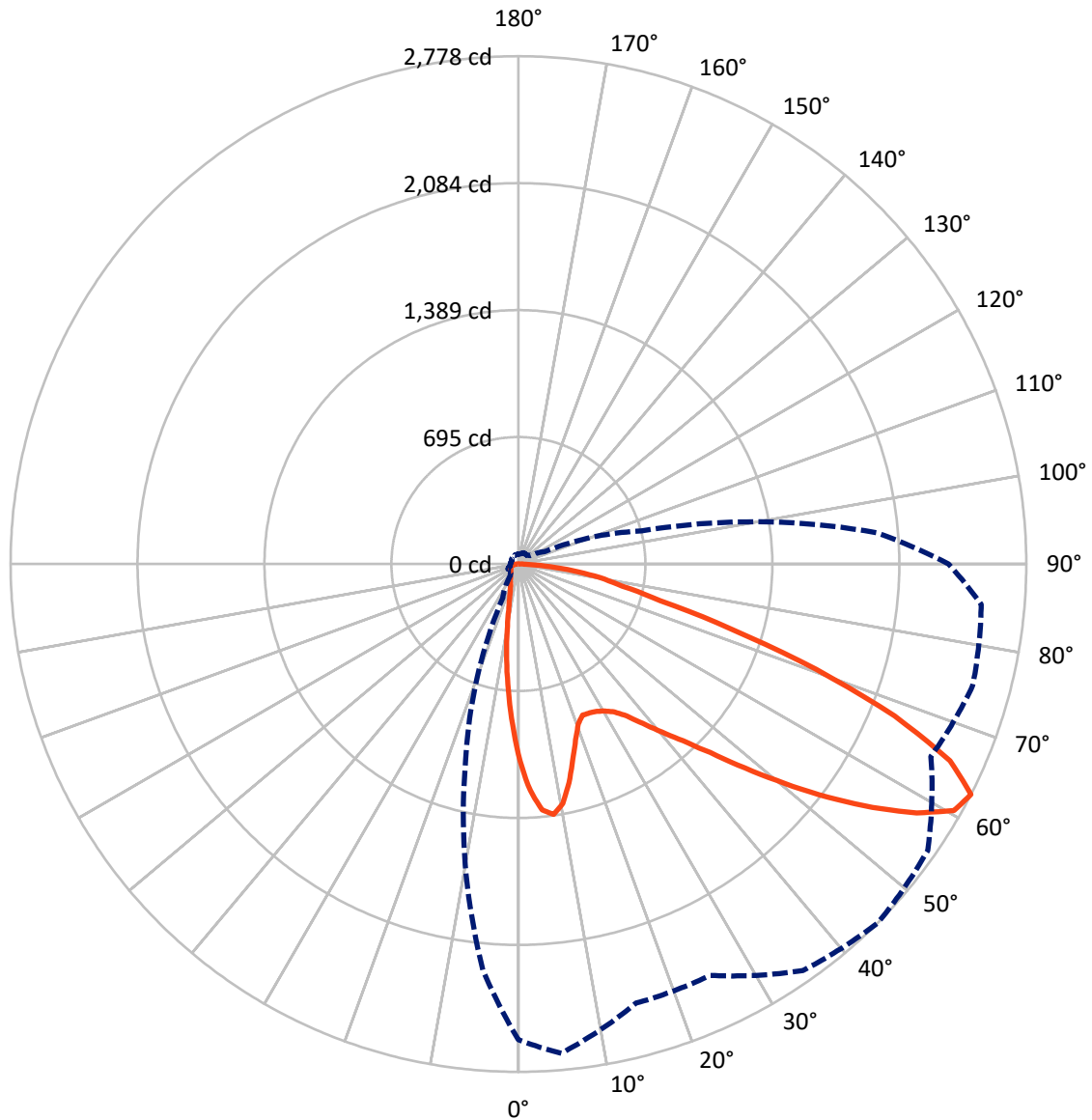


Based on 10 foot mounting height. Maximum calculated value = 12.7 fc  
 Type IV - Short - Non-Cutoff

REPORT NUMBER: P270166

CATALOG NUMBER: GWC-AF-01-LED-E1-SLL-7027-600

### Luminous Intensity Polar Plot



— Vertical Plane Through 45-Deg Lateral      - - - Horizontal Cone Through 62.5-Deg Vertical

REPORT NUMBER: P270166

CATALOG NUMBER: GWC-AF-01-LED-E1-SLL-7027-600

**FLUX DISTRIBUTION:**

		Downward	Upward	Total
<b>House Side</b>	Lumens	529.2	0.0	529.2
	% Fixture	16.5	0.0	16.5
<b>Street Side</b>	Lumens	2668.5	0.0	2668.5
	% Fixture	83.5	0.0	83.5
<b>Total</b>	Lumens	3197.7	0.0	3197.7
	% Fixture	100.0	0.0	100.0

**Coefficient of Utilization**

**ZONAL LUMENS:**

Zone	Lumens	% Fixture
0°-10°	78.6	2.5
10°-20°	144.2	4.5
20°-30°	210.3	6.6
30°-40°	323.8	10.1
40°-50°	476.6	14.9
50°-60°	699.1	21.9
60°-70°	781.4	24.4
70°-80°	382.6	12.0
80°-90°	101.0	3.2
90°-100°	0.0	0.0
100°-110°	0.0	0.0
110°-120°	0.0	0.0
120°-130°	0.0	0.0
130°-140°	0.0	0.0
140°-150°	0.0	0.0
150°-160°	0.0	0.0
160°-170°	0.0	0.0
170°-180°	0.0	0.0
0°-90°	3197.7	100.0
0°-180°	3197.7	100.0



REPORT NUMBER: P270166

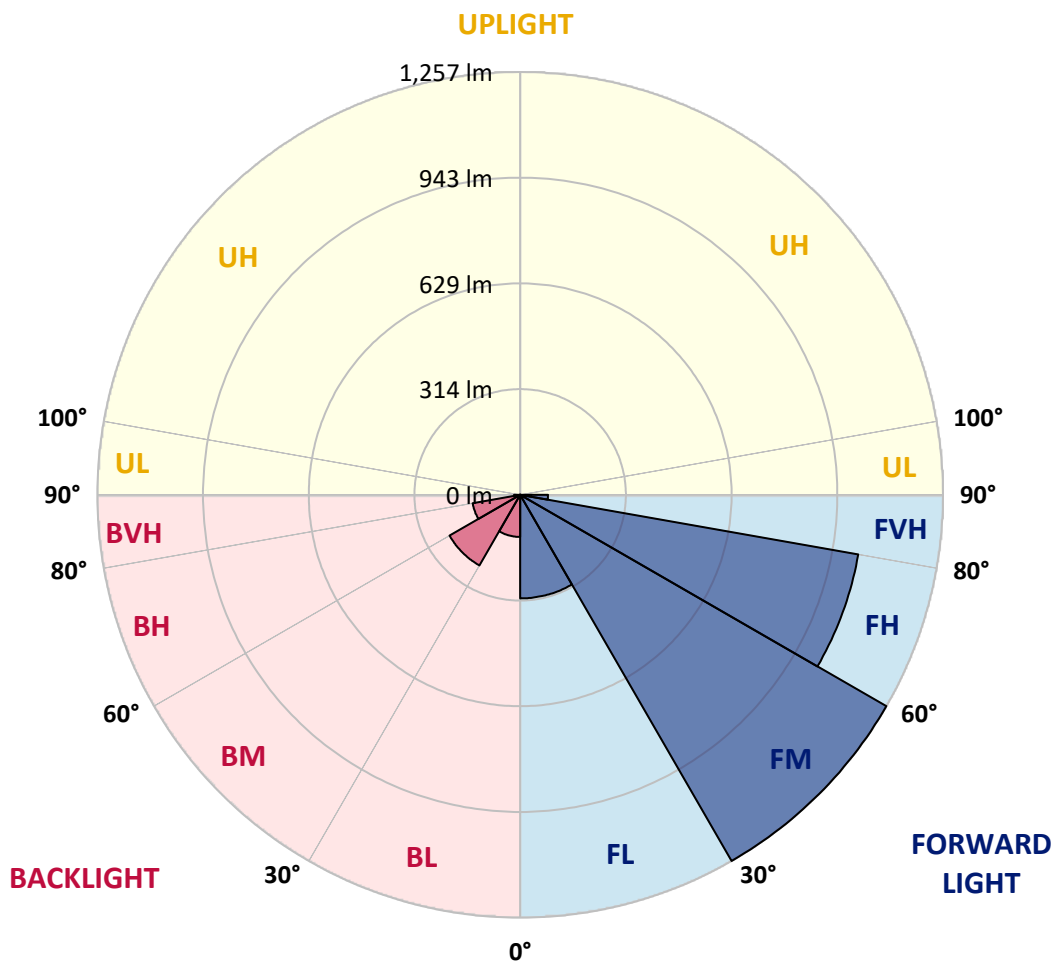
CATALOG NUMBER: GWC-AF-01-LED-E1-SLL-7027-600

**LUMINAIRE CLASSIFICATION SYSTEM LUMEN TABLE AND BUG RATING:**

Zone		Lumens	% Fixture	Zone Rating/Lumen Limit		
				B	U	G
FL	(0°-30°)	307.9	9.6			
FM	(30°-60°)	1257.0	39.3			
FH	(60°-80°)	1020.6	31.9			G1/1800
FVH	(80°-90°)	83.0	2.6			G1/100
BL	(0°-30°)	125.2	3.9	B1/500		
BM	(30°-60°)	242.5	7.6	B1/1000		
BH	(60°-80°)	143.5	4.5	B1/500		G1/500
BVH	(80°-90°)	18.1	0.6			G1/100
UL	(90°-100°)	0.0	0.0		U0/0	
UH	(100°-180°)	0.0	0.0		U0/0	

**BUG Rating: B1-U0-G1**

Type IV Short





REPORT NUMBER: P270166

CATALOG NUMBER: GWC-AF-01-LED-E1-SLL-7027-600

**CANDELA DISTRIBUTION (FULL):**

	0°	5°	15°	25°	35°	45°	55°	65°	75°	85°	90°
0°	1080.3	1080.3	1080.3	1080.3	1080.3	1080.3	1080.3	1080.3	1080.3	1080.3	1080.3
2.5°	1122.5	1140.5	1175.4	1201.7	1233.5	1240.7	1251.0	1241.0	1223.2	1199.6	1192.1
5°	1055.6	1093.9	1178.8	1253.5	1319.9	1351.0	1359.5	1334.1	1282.5	1214.8	1173.5
7.5°	948.2	1002.7	1117.6	1227.7	1325.5	1383.4	1382.0	1322.8	1228.1	1117.9	1051.6
10°	855.5	917.8	1049.6	1172.6	1276.5	1332.5	1310.9	1235.2	1122.3	995.2	923.4
12.5°	803.7	864.7	998.5	1122.1	1208.8	1228.2	1211.6	1137.4	1031.0	902.6	839.6
15°	794.7	861.7	978.1	1078.5	1127.3	1110.5	1090.7	1057.5	982.2	872.8	807.1
17.5°	833.5	907.4	1001.4	1048.3	1040.1	1010.8	1005.2	1008.7	990.7	906.0	830.5
20°	908.0	996.7	1057.1	1034.0	973.9	933.3	934.7	991.2	1044.9	990.2	903.9
22.5°	1012.7	1113.8	1137.4	1041.7	945.8	897.9	909.4	1000.9	1131.1	1113.2	1003.0
25°	1148.0	1240.1	1223.1	1069.2	948.7	902.3	911.6	1034.3	1233.2	1236.2	1125.7
27.5°	1279.1	1364.5	1294.9	1105.5	960.3	912.7	925.0	1086.9	1330.5	1369.8	1266.0
30°	1381.5	1440.9	1323.5	1138.7	983.1	932.9	948.2	1136.7	1374.8	1460.0	1373.9
32.5°	1466.2	1509.0	1368.7	1179.8	1025.1	964.7	991.5	1197.4	1438.5	1545.9	1479.6
35°	1574.5	1586.5	1425.3	1225.6	1090.1	1020.0	1053.4	1256.8	1499.5	1632.5	1583.6
37.5°	1701.4	1685.7	1478.5	1288.4	1173.8	1106.7	1134.3	1322.0	1549.4	1730.8	1689.9
40°	1827.0	1789.2	1545.3	1385.8	1296.3	1208.8	1241.5	1391.7	1596.3	1829.2	1793.8
42.5°	1933.6	1877.8	1611.2	1493.0	1410.1	1321.4	1360.6	1461.8	1640.9	1913.2	1884.0
45°	2012.6	1943.3	1673.9	1595.7	1567.1	1471.2	1489.7	1542.1	1689.3	1983.3	1958.1
47.5°	2083.0	2009.0	1745.0	1699.5	1704.4	1666.0	1636.4	1635.6	1746.1	2040.6	2028.4
50°	2177.4	2100.1	1821.3	1806.3	1910.3	1885.0	1819.3	1744.8	1818.3	2105.6	2104.3
52.5°	2307.4	2244.8	1914.4	1921.5	2102.8	2119.5	2038.2	1875.9	1931.1	2225.0	2216.6
55°	2461.3	2424.7	2041.3	2053.9	2338.6	2350.5	2269.8	2040.0	2097.1	2397.8	2374.4
57.5°	2581.3	2573.6	2180.5	2212.7	2514.7	2568.6	2494.4	2229.8	2284.1	2543.3	2484.6
60°	2629.1	2666.6	2328.8	2373.1	2677.7	2737.2	2672.2	2396.6	2449.9	2603.6	2477.0
62.5°	2603.3	2687.0	2486.6	2482.8	2714.0	2778.2	2732.6	2489.5	2572.7	2541.5	2351.8
65°	2484.0	2613.7	2578.1	2454.6	2589.6	2594.8	2580.1	2447.9	2601.8	2344.8	2109.5
67.5°	2223.9	2410.6	2457.7	2212.0	2253.8	2219.6	2194.7	2220.8	2450.5	2049.9	1773.0
70°	1811.4	2092.3	2114.8	1769.2	1750.3	1727.3	1677.9	1820.8	2152.2	1680.1	1406.7
72.5°	1331.8	1627.2	1696.3	1297.6	1209.7	1214.5	1175.4	1372.2	1749.9	1248.0	1050.3
75°	911.2	1178.2	1327.2	905.4	800.0	801.8	796.9	972.2	1393.8	868.2	785.8
77.5°	665.6	841.8	1000.9	608.7	590.9	580.0	577.4	680.2	1068.5	630.3	610.3
80°	534.2	621.8	672.3	421.8	453.6	452.8	438.3	467.7	697.9	461.1	456.5
82.5°	370.6	478.0	544.7	330.7	306.2	301.1	304.6	348.5	493.2	315.1	299.8
85°	195.6	317.5	539.4	293.0	181.7	145.0	180.4	285.3	427.4	166.9	146.2
87.5°	25.0	91.7	357.2	116.9	71.8	38.6	85.6	160.6	274.4	34.0	29.7
90°	0.0	0.0	0.0	0.0	0.0	0.0	0.0	0.0	0.0	0.0	0.0



REPORT NUMBER: P270166

CATALOG NUMBER: GWC-AF-01-LED-E1-SLL-7027-600

**CANDELA DISTRIBUTION (continued):**

	95°	105°	115°	125°	135°	145°	155°	165°	175°	180°	185°
0°	1080.3	1080.3	1080.3	1080.3	1080.3	1080.3	1080.3	1080.3	1080.3	1080.3	1080.3
2.5°	1172.1	1148.8	1118.1	1089.9	1060.4	1031.3	993.2	969.2	952.7	949.6	942.5
5°	1143.6	1065.8	1007.2	956.4	910.3	845.3	809.4	779.4	763.4	761.9	758.0
7.5°	1012.3	905.1	825.8	753.9	688.7	636.2	578.1	551.1	540.1	542.7	545.4
10°	875.8	755.8	664.7	591.4	533.9	489.5	443.0	411.6	389.8	385.4	384.5
12.5°	775.9	644.4	556.1	504.0	459.7	418.0	368.7	331.6	303.2	293.6	287.1
15°	733.6	589.8	497.3	441.3	392.3	339.4	293.6	254.7	228.7	220.3	215.6
17.5°	742.7	574.7	456.9	385.4	322.5	267.3	209.6	176.2	160.6	156.7	156.7
20°	789.8	572.0	423.5	333.6	255.4	191.3	144.0	125.0	119.8	119.4	120.7
22.5°	855.8	581.8	398.5	288.9	198.4	139.7	112.2	105.1	102.9	103.3	104.9
25°	954.3	615.1	380.4	248.9	155.8	114.4	100.0	95.8	94.7	96.2	98.1
27.5°	1071.0	648.2	369.2	218.8	131.5	104.7	95.1	90.6	91.4	93.2	95.0
30°	1173.5	675.5	351.3	197.4	124.0	105.1	95.1	89.1	88.5	88.8	89.3
32.5°	1265.4	694.0	330.7	177.1	106.9	93.3	88.8	87.9	84.0	82.6	82.9
35°	1344.8	694.0	318.2	165.1	95.8	82.9	75.4	71.1	69.1	69.3	71.1
37.5°	1421.2	680.0	312.0	158.5	89.8	78.7	72.3	68.5	65.8	65.1	65.5
40°	1488.8	659.9	305.0	155.5	85.2	76.3	70.2	67.0	64.1	63.3	63.5
42.5°	1542.7	643.5	297.2	151.9	82.5	74.5	68.7	65.9	62.7	61.9	61.8
45°	1601.4	638.1	287.1	144.4	83.8	74.6	68.5	65.3	62.3	61.2	60.8
47.5°	1678.6	655.1	276.5	135.7	86.9	75.5	68.9	65.3	62.1	61.2	60.8
50°	1775.7	695.2	263.2	122.9	83.8	78.1	68.7	64.9	62.1	61.2	60.5
52.5°	1900.5	749.4	245.5	108.1	82.0	84.0	68.5	63.8	61.2	59.9	58.7
55°	2052.3	793.7	224.7	95.9	78.1	82.5	67.8	62.6	59.7	58.0	57.0
57.5°	2163.3	809.6	197.7	88.0	72.5	79.8	67.2	60.9	58.0	56.7	55.2
60°	2141.4	778.7	175.1	83.2	69.1	72.0	66.7	59.6	56.5	55.3	54.2
62.5°	1965.4	697.9	160.4	80.8	67.0	65.8	67.2	58.2	55.1	54.0	53.5
65°	1701.6	578.5	154.7	80.3	65.1	62.1	62.4	56.7	53.4	52.6	52.2
67.5°	1403.6	466.8	149.6	82.0	62.9	59.4	57.6	54.4	51.8	50.9	50.2
70°	1106.9	388.2	147.3	81.0	60.1	56.8	54.8	52.2	49.9	49.0	48.5
72.5°	891.4	328.1	146.1	79.9	56.5	53.3	51.6	49.1	46.7	46.4	45.9
75°	754.2	257.9	133.8	76.6	52.2	49.0	47.8	45.8	43.3	43.3	42.8
77.5°	581.8	186.5	111.3	67.8	47.8	44.2	43.3	41.6	38.8	39.3	39.2
80°	429.7	121.6	87.0	56.2	42.4	39.0	38.4	36.9	34.0	34.7	34.7
82.5°	294.5	79.8	62.6	46.1	36.2	33.1	33.1	31.5	28.1	28.4	29.6
85°	147.9	54.8	46.7	35.8	28.1	26.5	26.5	25.3	22.0	22.2	23.5
87.5°	44.9	33.1	30.9	25.5	20.2	19.9	19.0	18.1	16.0	15.8	16.7
90°	0.0	0.0	0.0	0.0	0.0	0.0	0.0	0.0	0.0	0.0	0.0





REPORT NUMBER: P270166

CATALOG NUMBER: GWC-AF-01-LED-E1-SLL-7027-600

**CANDELA DISTRIBUTION (continued):**

	195°	205°	215°	225°	235°	245°	255°	265°	270°	275°	285°
0°	1080.3	1080.3	1080.3	1080.3	1080.3	1080.3	1080.3	1080.3	1080.3	1080.3	1080.3
2.5°	931.8	921.8	909.7	882.9	874.1	873.4	881.5	873.2	889.2	882.5	890.0
5°	751.4	741.6	728.0	694.0	673.2	659.1	652.4	632.8	647.0	636.7	645.3
7.5°	552.6	555.0	546.0	526.0	480.8	458.0	444.8	432.8	443.1	442.1	458.7
10°	388.4	394.6	388.2	368.0	331.6	319.1	321.6	326.3	339.7	346.8	372.3
12.5°	279.6	279.4	275.3	257.2	233.1	234.5	244.5	252.8	265.3	272.6	298.6
15°	208.9	205.6	203.9	189.2	175.3	178.5	183.3	184.2	192.1	196.5	217.6
17.5°	157.8	159.4	161.3	150.8	140.4	138.5	134.7	130.0	132.2	133.0	143.5
20°	125.4	131.6	136.5	129.0	118.4	112.8	107.9	104.7	104.7	104.7	107.5
22.5°	109.6	114.1	119.1	114.1	104.7	99.6	96.8	94.4	94.1	94.1	96.8
25°	100.9	104.3	109.1	105.6	98.6	95.0	92.3	89.1	87.9	87.6	89.6
27.5°	96.7	98.1	100.5	97.3	91.4	89.7	88.9	86.1	84.5	83.6	85.6
30°	89.6	89.1	89.3	86.1	81.3	81.1	82.5	83.0	82.5	82.3	85.2
32.5°	82.9	82.0	81.9	79.1	74.6	73.7	74.6	75.7	77.0	78.7	82.3
35°	74.4	76.0	77.2	74.6	69.3	66.3	65.0	63.2	62.1	62.1	66.0
37.5°	67.7	71.8	73.3	71.1	65.1	60.8	58.7	58.4	58.5	59.3	63.2
40°	65.3	68.5	69.8	67.6	61.8	57.6	56.5	56.1	56.5	57.5	61.4
42.5°	64.0	66.0	65.9	63.2	58.4	55.5	54.8	54.4	54.8	56.0	60.1
45°	62.7	64.1	62.7	59.4	55.1	53.5	53.8	53.5	54.0	55.1	59.1
47.5°	61.8	62.3	60.5	57.1	52.6	52.2	52.9	53.4	53.8	54.6	58.8
50°	60.1	60.1	58.5	55.1	50.5	50.7	51.6	52.7	52.9	54.0	57.3
52.5°	58.2	58.0	57.0	53.5	48.7	49.1	49.1	50.7	50.9	52.2	55.8
55°	56.7	56.2	55.8	52.6	47.2	48.0	47.5	48.0	48.9	50.0	54.0
57.5°	55.2	54.4	54.4	51.7	45.9	46.3	44.9	45.8	46.7	47.8	51.8
60°	53.8	53.1	53.4	50.5	43.9	43.6	43.1	44.5	44.8	46.1	50.0
62.5°	52.2	51.7	51.8	49.0	42.5	41.6	41.6	42.8	43.1	44.8	48.7
65°	50.9	50.2	50.0	47.6	41.0	40.0	40.5	41.0	41.3	43.1	46.7
67.5°	49.8	48.4	48.4	46.4	39.2	38.2	39.2	39.0	39.5	41.1	44.1
70°	48.1	46.3	46.4	45.5	37.4	36.2	37.1	36.9	37.3	38.3	41.3
72.5°	45.8	44.1	44.5	44.1	35.8	34.0	34.2	34.2	34.2	35.2	38.3
75°	42.5	41.3	42.4	43.3	33.5	31.1	31.5	31.5	30.9	31.5	35.4
77.5°	38.6	38.0	41.5	40.2	31.1	28.1	28.1	27.8	26.7	27.4	31.6
80°	34.5	34.0	38.3	33.7	28.2	24.4	24.1	23.1	22.2	22.6	26.9
82.5°	30.1	29.6	32.2	25.8	24.4	20.2	19.4	17.7	16.7	17.2	21.1
85°	24.7	24.7	24.9	19.6	18.7	15.5	14.5	12.2	11.0	11.4	15.1
87.5°	17.5	18.1	16.7	13.4	11.0	8.7	7.9	6.6	5.6	6.5	7.9
90°	0.0	0.0	0.0	0.0	0.0	0.0	0.0	0.0	0.0	0.0	0.0



REPORT NUMBER: P270166

CATALOG NUMBER: GWC-AF-01-LED-E1-SLL-7027-600

**CANDELA DISTRIBUTION (continued):**

	295°	305°	315°	325°	335°	345°	355°	360°
0°	1080.3	1080.3	1080.3	1080.3	1080.3	1080.3	1080.3	1080.3
2.5°	928.7	948.0	970.0	998.0	1022.1	1061.6	1099.6	1122.5
5°	694.3	726.5	766.6	818.0	866.1	938.1	1009.7	1055.6
7.5°	496.9	531.3	574.6	639.0	706.7	798.8	893.4	948.2
10°	411.2	446.5	482.8	526.2	581.8	681.9	793.7	855.5
12.5°	340.2	377.9	417.2	462.8	514.3	603.7	732.5	803.7
15°	260.2	302.5	348.7	406.7	471.2	574.2	717.3	794.7
17.5°	178.5	225.6	282.2	353.7	432.7	564.8	744.4	833.5
20°	122.9	157.2	217.7	301.6	396.4	563.5	796.4	908.0
22.5°	102.9	118.1	162.5	253.5	369.2	578.7	877.1	1012.7
25°	95.1	104.3	129.7	211.8	349.4	613.5	988.2	1148.0
27.5°	90.5	98.9	117.8	184.6	333.6	653.8	1096.3	1279.1
30°	92.3	100.7	114.4	170.7	312.4	687.7	1192.3	1381.5
32.5°	83.2	86.9	98.1	158.5	297.1	715.9	1276.3	1466.2
35°	70.8	77.3	87.6	152.6	297.3	735.0	1367.8	1574.5
37.5°	67.6	74.0	81.3	150.5	301.6	755.1	1473.0	1701.4
40°	65.3	71.3	77.8	149.3	305.3	773.6	1576.0	1827.0
42.5°	64.0	69.3	77.3	145.0	307.3	790.1	1660.7	1933.6
45°	63.8	69.3	78.7	140.9	310.3	807.8	1731.8	2012.6
47.5°	64.0	71.8	76.0	135.7	310.3	837.6	1815.1	2083.0
50°	63.3	75.5	73.3	128.5	303.1	893.9	1929.4	2177.4
52.5°	62.9	75.1	67.8	117.4	290.5	983.1	2075.9	2307.4
55°	62.1	72.5	64.0	100.9	276.0	1080.5	2232.6	2461.3
57.5°	61.2	64.1	61.9	86.4	253.5	1149.1	2340.5	2581.3
60°	68.5	56.1	60.1	79.5	223.4	1167.8	2336.3	2629.1
62.5°	63.5	52.6	57.9	77.9	202.3	1115.2	2228.3	2603.3
65°	49.8	50.2	55.5	82.5	196.6	975.4	2037.1	2484.0
67.5°	45.5	48.0	53.3	88.3	197.2	780.9	1751.2	2223.9
70°	42.8	45.5	50.7	91.3	198.6	582.2	1384.6	1811.4
72.5°	40.0	42.2	47.6	91.7	189.5	422.9	1067.1	1331.8
75°	36.4	38.4	43.4	79.9	156.9	293.3	816.3	911.2
77.5°	32.3	34.0	38.2	61.8	116.5	187.7	612.7	665.6
80°	27.6	28.4	32.0	45.2	79.8	117.4	484.7	534.2
82.5°	22.2	22.5	24.9	34.0	51.8	75.4	324.6	370.6
85°	15.6	15.6	17.1	24.7	35.4	47.8	176.2	195.6
87.5°	7.4	7.5	7.5	13.6	18.4	24.3	40.7	25.0
90°	0.0	0.0	0.0	0.0	0.0	0.0	0.0	0.0

(END OF REPORT)